

How to use the lecture notes „vk-online”

Unfortunately, the lecture notes ("vk-online") are only available in German following this link:

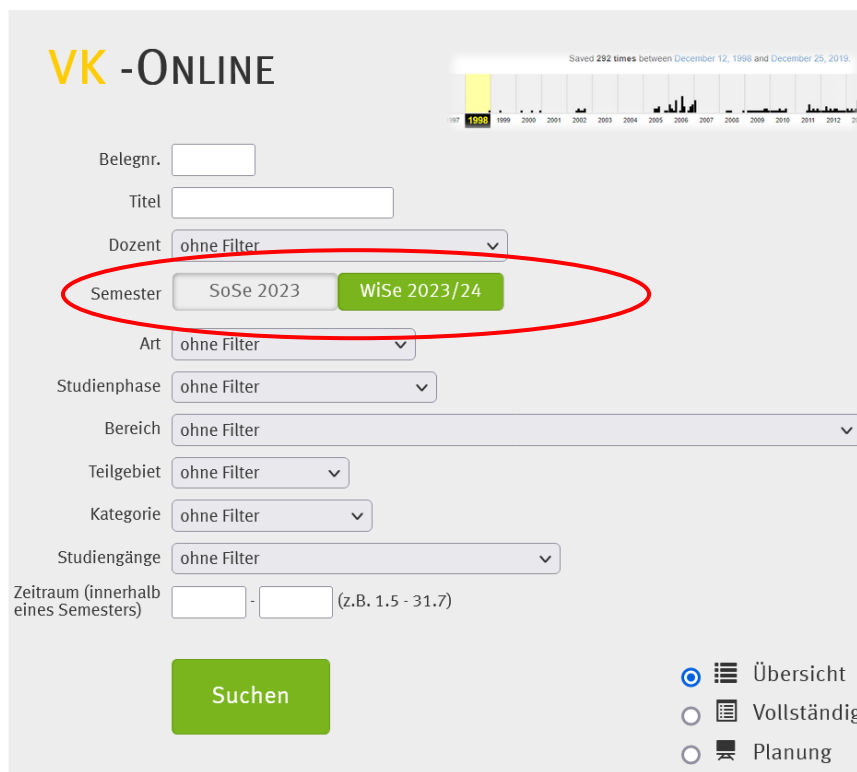
<https://vkonline.jura.uni-muenster.de/>

Selecting the correct semester

It works in such a way that you first have to select the correct semester. The abbreviation "SoSe" stands for the summer semester and the abbreviation "WiSe" for the winter semester. The lecture notes for the next semester are always uploaded in the second half of the previous semester.



RECHTSWISSENSCHAFTLICHE FAKULTÄT
WEB VK WILMA SOLMA

The screenshot shows the VK-ONLINE search interface. At the top, there's a header with "VK -ONLINE" and a small bar chart showing usage statistics. Below the header, there are several search filters: "Belegnr.", "Titel", "Dozent" (dropdown), "Semester" (highlighted with a red oval, showing "SoSe 2023" and "WiSe 2023/24" buttons), "Art" (dropdown), "Studienphase" (dropdown), "Bereich" (dropdown), "Teilgebiet" (dropdown), "Kategorie" (dropdown), "Studiengänge" (dropdown), and "Zeitraum (innerhalb eines Semesters)" (range selector). A green "Suchen" button is at the bottom left. On the bottom right, there are three radio buttons for "Übersicht" (selected), "Vollständig", and "Planung".

VK -ONLINE

Saved 292 times between December 12, 1998 and December 25, 2019.

Belegnr.

Titel

Dozent

Semester

Art

Studienphase

Bereich

Teilgebiet

Kategorie

Studiengänge

Zeitraum (innerhalb eines Semesters) - (z.B. 1.5 - 31.7)

☒ Übersicht
☐ Vollständig
☐ Planung

Now you have various options.

Information on a specific course

If you would like to have more detailed information on a course that you have found in the [course lists](#) for example, then enter the title of the course in the line marked "Titel" and search for it. The course should appear on the next page and if you click on it, you can see more information on it, including the course time and place. This way you can also find out whether a course is offered at all. If the course is not displayed after searching for it, it is not offered. Please avoid typos, as the vk-online cannot correct it like Google or alike.

VK -ONLINE

Saved 292 times between December 12, 1998 and December 25, 2019.

Belegnr.

→ Titel

Dozent

Semester

Art

Studienphase

Bereich

Teilgebiet

Kategorie

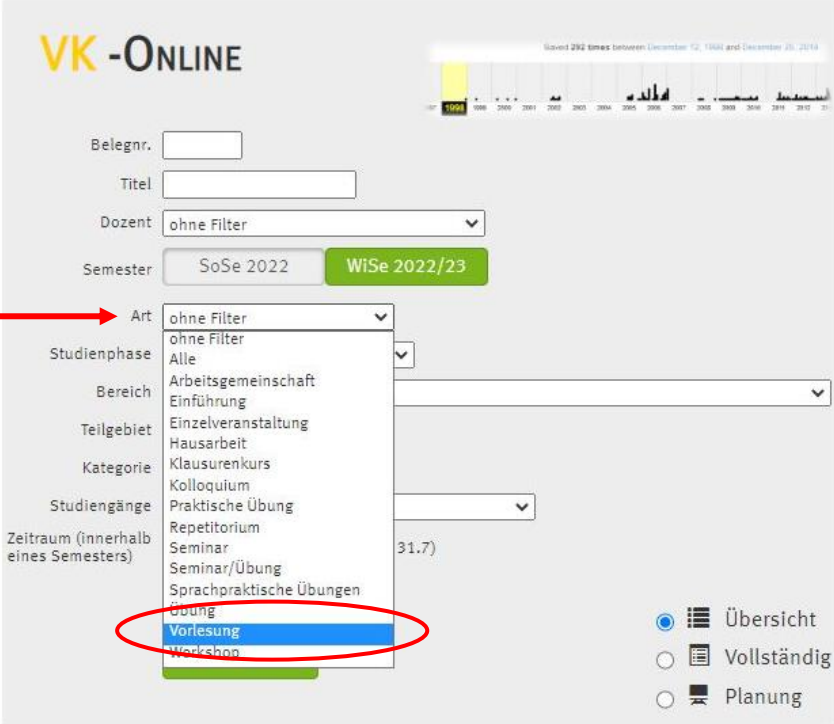
Studiengänge

Zeitraum (innerhalb eines Semesters) - (z.B. 1.5 - 31.7)

☒ Übersicht
☐ Vollständig
☐ Planung

Complete list of all offered lectures

You can also view a complete list of all lectures offered in a semester. To do this, leave the line "Titel" empty and select "Vorlesung" in the drop-down menu where it says "Art" and then search for it.



The screenshot shows the VK-ONLINE search interface. At the top, there is a bar chart indicating search frequency. Below it, the search filters are displayed:

- Belegnr.:
- Titel:
- Dozent:
- Semester:
- Art: (highlighted with a red arrow)
- Studienphase:
- Bereich:
- Teilgebiet:
- Kategorie:
- Studiengänge:
- Zeitraum (innerhalb eines Semesters):

The 'Art' dropdown menu is open, showing the following options:

- ohne Filter
- ohne Filter
- Alle
- Arbeitsgemeinschaft
- Einführung
- Einzelveranstaltung
- Hausarbeit
- Klausurenkurs
- Kolloquium
- Praktische Übung
- Repetitorium
- Seminar
- Seminar/Übung
- Sprachpraktische Übungen
- Übung
- Vorlesung** (highlighted with a red circle)
- Workshop

At the bottom right, there are three radio buttons for the search mode:

- ☒ Übersicht
- ☐ Vollständig
- ☐ Planung

List of FFA courses/courses in foreign languages

Finally, you can also see a list of all courses that are part of the Foreign Law Program (FFA) or a list of all law courses in other languages than German. To do this, select "Fachspezifische Fremdsprachenausbildung" or "Fremdsprachige rechtswissenschaftliche Veranstaltungen" from the drop-down menu where it says „Bereich“.

The screenshot shows the VK-ONLINE search interface. At the top, there is a search bar and a bar chart showing search volume over time. Below the search bar, there are several filter fields: Belegnr., Titel, Dozent (dropdown), Semester (radio buttons for SoSe 2022 and WiSe 2022/23), Art (dropdown), Studienphase (dropdown), and Bereich (dropdown). The Bereich dropdown is open, showing a list of options. A red arrow points to the 'Bereich' dropdown, and a red oval highlights the selected option, 'Fachspezifische Fremdsprachenausbildung'. Below the dropdown, there is a list of other options, including 'Fremdsprachige rechtswissenschaftliche Veranstaltung' and 'Schlüsselqualifikation'. At the bottom of the page, there is a banner that reads 'VK-ONLINE UND LEARNWEB HAND IN HAND'.

The provided information

If you click on a course after searching for any of the above options, a page similar to the following will be displayed:

VK-ONLINE - Detailansicht

The screenshot shows the course detail page for 'Strafrecht I' (Criminal Law I) in the VK-ONLINE system. The page has a green header bar with 'WiSe 2023/24' and 'Vorlesung' on the left, and a red circle highlighting the 'Belegnummer: 034014' on the right. Below the header, the course title 'Strafrecht I' and professor 'Prof. Dr. Moritz Vormbaum' are listed. A large red circle highlights the course schedule and location details: 'Termin: wöchentlich 10.10.2023 - 23.01.2024, Di 18:00 - 20:00', 'Raum: H 1 Gebäude: Schlossplatz 46', 'Termin: wöchentlich 11.10.2023 - 24.01.2024, Mi 12:00 - 14:00', 'Raum: H 1 Gebäude: Schlossplatz 46', 'Termin: am 16.01.2024, Di 18:00 - 20:00', and 'Raum: F1 Gebäude: Fürstenberghaus'. Below this, the 'Hyperlinks' section includes a red circle around 'Anmeldung zu Prüfungen' and another around 'Semesterwochenstunden: 4'. The 'Leistungs nachweis: Klausur' is also circled. At the bottom, there is a link for 'Einschreibeschlüssel für das Learnweb' and a button for 'weitere studiengangbezogene Informationen:'.

Under "Termin" you will find the course time and under "Raum"/"Gebäude" the course location.

The weekdays are abbreviated as follows:

Mo = Monday

Di = Tuesday

Mi = Wednesday

Do = Thursday

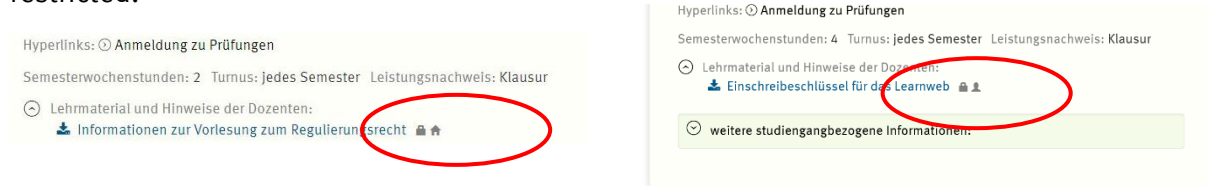
Fr = Friday

Please note that the indicated number of credits does not apply to international guest students. Usually, you can calculate the ECTS credits by multiplying the "Semesterwochenstunden" (semester hours) by three.

Under "Leistungs nachweis", it is indicated what kind of exam has to be taken to pass the course. "Klausur" means written examination. The "Belegnummer" is the course code (which is only really relevant for you when you prepare your transcript of records at the end of the semester).

How to download documents

Sometimes small symbols are displayed behind documents. This means that access to them is restricted.



A house behind the document means that it can only be accessed within the university network.

A person behind the document means that you have to log in with your university user account to access it.